


◆Normal Measurement

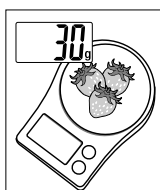


Press  to turn on the scale.

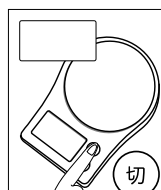
After calibration, it will show

8888

0g




After it displays "0" you can start measurement.



Press  to turn off the scale.

◆Tare function




Press  to turn on the scale.


After calibration, it will show


8888

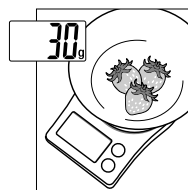
0g



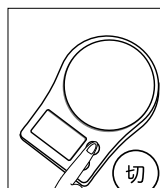
Place the container




Press  again to reset the measurement to 0g.



Then you can start the measurement.




Press  to turn off the scale.

※If the weight of both container and the measured objects exceed 2000g, it will show **EEEE**.
If below -1000g, it will show **----**.

◆Auto power off

The scale will turn off automatically if it is not used for 6 minutes.

Troubleshooting

<p>No response after pressing </p>	<ul style="list-style-type: none"> ▶ Please replace with new batteries. ▶ Please make sure the batteries are correctly inserted.
<p>Err6 or Err7 is displayed</p>	<ul style="list-style-type: none"> ▶ Please contact our distributor for repair service.
<p>Err is displayed</p>	<ul style="list-style-type: none"> ▶ Please make sure you use the scale in a stable environment, not affected by vibration or wind.
<p>Lo is displayed</p>	<ul style="list-style-type: none"> ▶ Please replace with new batteries.